



General

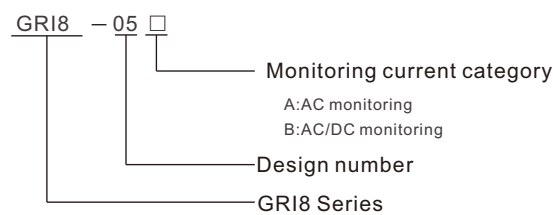
■ Applications

- Serves for monitoring of heating in rail-switches, heating cables, consumption of one-phase motors, indicates current flow.

■ Function Features

- Through center design, no need to disconnect the current circuit, through center installation is convenient to use.
- Over / under current monitoring mode can be set by jumper.
- With AC and DC universal testing specifications optional.
- Isolation current transformer is adopted, and external current transformer can be connected to expand the monitoring current range.
- Universal supply AC/DC 24 - 240 V.
- Relay status is indicated by LED.
- 1-MODULE,DIN rail mounting.

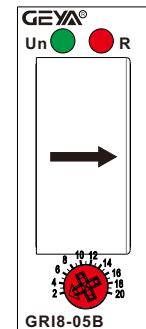
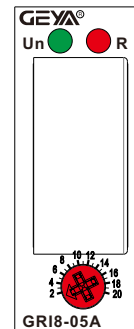
■ Model and connotation



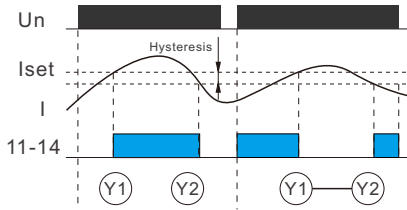
Technical parameters

	GRI8-05A	GRI8-05B
Function	AC measurement	AC/DC measurement
Supply terminals	A1-A2	
Rated supply voltage	AC/DC24V-240V	
Rated supply frequency	50/60Hz,0	
Burden	max.1.5VA	
Supply voltage tolerance	-15%;+10%	
Current range	2A-20A	
Current frequency	AC 50Hz	AC 50Hz,DC
Current adjustment	potentiometer	
Time delay	≤0.1s	
Supply indication	green LED	
Setting accuracy	10 %	
Hysteresis	5 %	
Output	1×SPDT	
Current rating	10A/AC1	
Switching voltage	250VAC/24VDC	
Min.breaking capacity DC	500mW	
Output indication	red LED	
Mechanical life	1×10 ⁷	
Electrical life(AC1)	1×10 ⁵	
Operating temperature	-20°C to +55°C (-4°F to 131°F)	
Storage temperature	-35°C to +75°C (-22°F to 158°F)	
Mounting/DIN rail	Din rail EN/IEC 60715	
Protection degree	IP40 for front panel/IP20 terminals	
Operating position	any	
Overvoltage category	III.	
Pollution degree	2	
Max.cable size(mm ²)	1×2.5mm ² or 2×1.5mm ² 0.8N·m	
Dimensions	90×18×64mm	
Weight	62g	

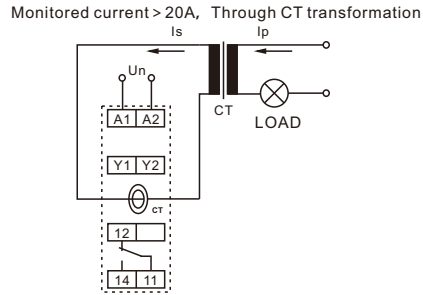
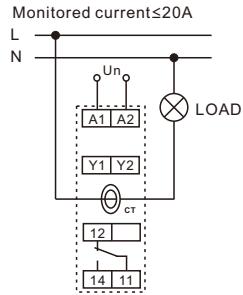
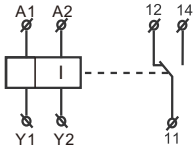
Panel Diagram



Functions Diagram

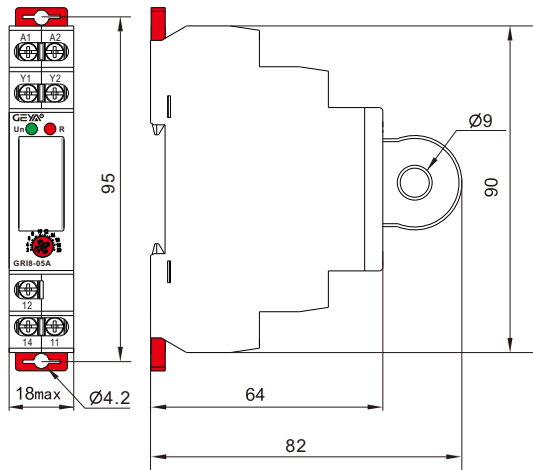


Wiring Diagram

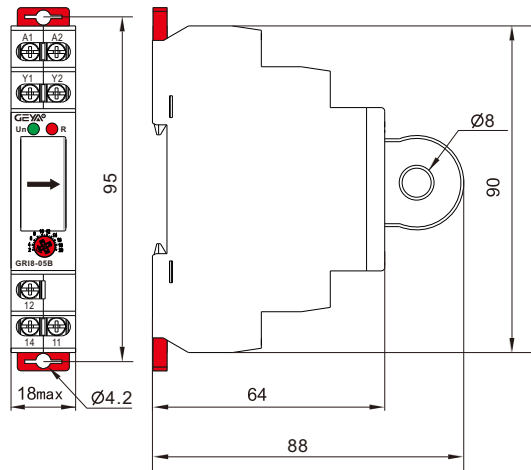


Dimensions(mm)

GRI8-05A



GRI8-05B



Disposal of Electrical Waste
All electrical waste should be disposed of in compliance with current WEEE regulations.



Caution
The products must be installed by qualified electricians. All and any electrical connections of the product shall comply with the appropriate safety standards.